


Four Element Yagi Antenna

The S.4Y Series are of a rugged and reliable construction for communication networks at both VHF & UHF. The one piece folded dipole incorporates a d.c. short to minimise static interference. The balun assembly is completely encapsulated in epoxy resin, totally preventing moisture ingress, and has been tested to BS5490:IP67. These antennæ give a gain of 7.5dBd with front to back ratio typically 15 dB. They are supplied as standard with 3 metres of RG213 cable terminated with an 'N' type socket, although cable and connector options are available upon request.

electrical and mechanical specifications

Frequency range	68 - 500 MHz
Input Impedance	50 Ohms
Bandwidth	± 6% of Centre Frequency
VSWR	<1.5:1
Front to Back Ratio	15 dB
Maximum Input Power	150 Watts
Polarisation	Vertical & Horizontal
Forward Gain	7.5 dBd.
3 dB Beamwidth	E Plane 57° H Plane 74°
Connection	3 m Length of RG 213 c/w 'N' type socket. (RG11 / UR57)
Elements	VHF 19.0mm dia.x 1.6mm wall UHF 12.7mm dia. x 1.6mm wall Aluminium Alloy Grade 6063T6
Support Boom	31.7 mm dia. x 2.6 mm wall Aluminium Alloy Grade 6082T6
Fasteners	Stainless Steel Grade A2-70
Saddle clamps	Diecast Zinc Alloy.
Insulator	Epoxy Resin Encapsulant.
Lightning protection	Direct Grounded
Mounting Brackets	COP series (not supplied)
Typical Weight	VHF 6 kg UHF 2.3 kg
Typical Length	VHF 3 m UHF 0.9 m
Typical Wind loading @ 45m/s	VHF 340 N. UHF 60 N



Optional Mounting Bracketry



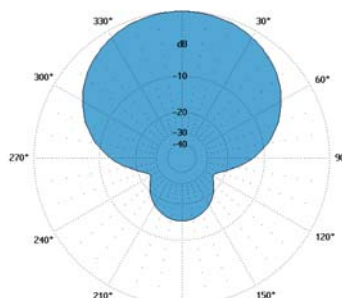
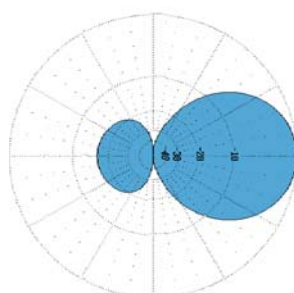
COP54
Galvanised Steel
Crossover Plate
To suit 2" tube



271 series
Cast Aluminium
Crossover Clamp
To suit 30-120mm
tube

E Plane

H Plane



Free Space Radiation Patterns

(ASCII Files available upon request)